

AUDITORS' REPORT

1. We have examined the Balance Sheet of **BHAGWAN PARSHURAM INSTITUTE OF TECHNOLOGY** as at **31st March 2022** and also the Income and Expenditure Account for the year ended on that date. These financial statements are responsibility of the management. Our responsibility is to express an opinion on these financial statements based on our audit.
2. We have conducted the audit in accordance with auditing standards generally accepted in India. These standards require that we plan and perform the audit to obtain reasonable assurance about whether the financial statements are free of material misstatement. An audit includes examining, on a test basis, evidence supporting the amounts and disclosures in the financial statements. An audit also includes assessing the accounting principles used and significant estimates made by the management, as well as evaluating the overall financial statement presentation. We believe that our audit provides a reasonable basis for our opinion.
3. We further report that:
 - a. We have obtained all the information and explanation which to the best of our knowledge and belief were necessary for the purposes of audit.
 - b. The Balance Sheet and Income and Expenditure account dealt with the report are in agreement with the books of accounts.
 - c. In our opinion and to the best of our information and according to the explanations given to us, the statements give a true and fair view:
 - i) In the case of Balance Sheet of the state of affairs as at **31st March 2022**; and
 - ii) In the case of Income and Expenditure account of the excess of Income over Expenditure for the year ended on that date.

for **NIRMAL JAIN & CO**
CHARTERED ACCOUNTANTS
FRN - 000606N

Neyam
CA NIRMAL KUMAR JAIN
PARTNER / M NO. 008346



Place: Delhi

Date: 28.09.2022


UDIN: 2008346AVXZZL8114

BHAGWAN PARSHURAM INSTITUTE OF TECHNOLOGY
PSP AREA - 4 , SECTOR - 17, ROHINI , DELHI - 110089
BALANCE SHEET AS ON 31-03-2022

31.03.2021	LIABILITIES		31.03.2022	31.03.2021	ASSETS	31.03.2022
	<u>CURRENT LIABILITIES</u>				<u>FIXED ASSETS</u>	
98364819.00	(AS PER ANNEXURE-I)		108581294.00	102501380.30	(AS PER ANNEXURE-II)	98790796.05
					<u>CURRENT ASSETS</u>	
				183065275.58	(AS PER ANNEXURE-III)	241473128.48
				119792016.63	BHARTIYA BRAHMIN CHARITABLE TRUST	125776658.63
	<u>INCOME & EXPENDITURE A/C</u>					
	OPENING BALANCE	306993853.51				
306993853.54	ADD : EXCESS OF INCOME OVER EXPENDITURE FOR THE YEAR	50465435.65	357459289.16			
405358672.51			466040583.16	405358672.51		466040583.16
				0.00		0.00

For BHAGWAN PARSHURAM INSTITUTE OF TECHNOLOGY


 GENERAL SECRETARY



 TREASURER

PLACE : NEW DELHI

DATE : 28.9.2022

SUBJECT TO OUR REPORT AND NOTES ON ACCOUNTS OF EVEN DATE
 For NIRMAL JAIN & CO
 CHARTERED ACCOUNTANT
 FRN: 606N





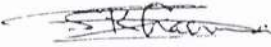
CA NIRMAL KUMAR JAIN
 PARTNER/M.NO.8346
 UDIN: 2200 8346AVXZZL8114

BHAGWAN PARSHURAM INSTITUTE OF TECHNOLOGY
PSP AREA -4, SECTOR 17, ROHINI, DELHI - 110089
INCOME & EXPENDITURE A/C FOR THE PERIOD 01.04.2021 TO 31.03.2022

EXPENDITURE				INCOME	
PREVIOUS YEAR	PARTICULARS	CURRENT YEAR	PREVIOUS YEAR	PARTICULARS	CURRENT YEAR
24563279.93	TO ADMINISTRATIVE EXPENSES (AS PER ANNEXURE-V)	19544538.53	162486366.00	BY TUITION FEE RECEIPTS (AS PER ANNEXURE-IV)	185378067.00
88400317.99	TO EMPLOYEE'S COST (AS PER ANNEXURE-VI)	113318817.48	6563679.00	BY INTEREST (AS PER ANNEXURE-IV)	9283543.00
14565918.00	TO OPERATING EXPENSES (AS PER ANNEXURE-VII)	12658268.50	18753396.58	BY OTHER RECEIPTS (AS PER ANNEXURE-IV)	14084883.16
11738348.00	TO DEPRECIATION W/OFF (AS PER ANNEXURE-II)	12759433.00			
48535577.66	TO EXCESS OF INCOME OVER EXPENDITURE	50465435.65			
187803441.58		208746493.16	187803441.58		208746493.16
			0.00		0.00

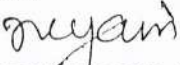
For BHAGWAN PARSHURAM INSTITUTE OF TECHNOLOGY


 GENERAL SECRETARY


 TREASURER

PLACE : NEW DELHI
 DATE : 28.9.2022

SUBJECT TO OUR REPORT AND NOTES
 ON ACCOUNTS OF EVEN DATE
 for NIRMAL JAIN & CO
 CHARTERED ACCOUNTANT
 FRN 606N


 CA NIRMAL KUMAR JAIN
 PARTNER/M.NO.8346
 UDIN: 22008346A VX22L8114



BHAGWAN PARSHURAM INSTITUTE OF TECHNOLOGY
PSP AREA NO - 4 , SECTOR - 17, ROHINI, DELHI - 110089


CURRENT LIABILITIES AS ON 31-03-2022

ANNEXURE-I

31.03.2021	PARTICULARS	31.03.2022
Deposits (Security)		
28,134,500.00	SECURITY DEPOSIT PAYABLE (STUDENTS)	31,296,500.00
110,000.00	SECURITY DEPOSIT FOR AWARD SPONSORSHIP	110,000.00
-	SECURITY DEPOSIT (MANISH CANTEEN) FOR IGL	50,000.00
3,732,495.00	SECURITY DEPOSIT PAYABLE (EMPLOYEES)	<u>4,790,379.00</u>
56,195,827.00	ADVANCE FEES RECEIVED	36,246,879.00
1,178,583.00	SUNDRY CREDITORS (ANNEXURE ATTACHED)	65,283,858.08
9,013,414.00	EXPENSES PAYABLE (ANNEXURE ATTACHED)	5,169,441.92
98,364,819.00	Grand Total	108,581,294.00

For BHAGWAN PARSHURAM INSTITUTE OF TECHNOLOGY


GENERAL SECRETARY



TREASURER



BHAGWAN PARSHURAM INSTITUTE OF TECHNOLOGY
PSP AREA NO - 4, SECTOR 17, ROHINI
DELHI - 110089
EXPENSES PAYABLE AS ON 31-03-2022

31.03.2021	PARTICULARS		31.3.2022
7,956,836.00	SALARIES PAYABLE		47,425.00
	EXPENSES PAYABLE OTHERS		
242,750.00	ELECTRICITY EXPENSES PAYABLE	322,259.00	
-	Examination Expenses Payable	738,730.00	
535,860.00	LEASE RENT (DDA) PAYABLE	535,860.00	
24,000.00	Computer Running Exp (Hosting Charges) Payable		
-	Conveyance Expenses Payable	1,940.00	
11,505.00	TELEPHONE EXPENSES PAYABLE (MTNL)	14,701.00	
27,443.00	MOBILE EXPENSES PAYABLE	6,069.00	1,619,559.00
	GOVT. DUES		
100,614.00	PF PAYABLE	107,354.00	
31,943.00	ESI PAYABLE	23,107.00	
5,962.00	TDS (CONT. / SUB-CONT.) PAYABLE	16,174.00	
36,509.00	TDS (PROFESSIONAL CHARGES) PAYABLE	36,109.00	
39,992.00	TDS (SALARIES) PAYABLE	31,387.00	214,131.00
9,013,414.00	Grand Total		1,881,115.00

For BHAGWAN PARSHURAM INSTITUTE OF TECHNOLOGY


GENERAL SECRETARY


TREASURER



Bhagwan Parshuram Institute Of Technology
PSP Area No. 4, Sector 17, Rohini, Delhi - 110089
Details of Fixed Assets & Depreciation w/off as on 31-03-2022


ANNEXURE-II

Sr. No.	Name of the Asset	Rate of Depreciation	WDV As On 01-04-21	Addition		Sale during the year	Total (Assets)	Depreciation		Total (Depreciation)	WDV As On 31-03-22
				Upto 30-09-21	After 30-09-21			Upto First Half	Second Half		
>	Building	10%	39,662,093.68	-	2,103,425.00	-	41,765,518.68	3,966,209.00	105,171.00	4,071,380.00	37,694,138.68
>	Furniture & Fixture & Fans	10%	41,670,242.19	72,900.00	2,589,373.00	-	44,332,515.19	4,174,314.00	129,469.00	4,303,783.00	40,028,732.19
>	Machinery	15%	18,193,266.38	1,649,932.00	2,571,718.75	-	22,414,917.13	2,976,480.00	192,879.00	3,169,359.00	19,245,558.13
>	Computers & Software	40%	2,975,778.02	61,500.00	-	-	3,037,278.02	1,214,911.00	-	1,214,911.00	1,822,367.02
	Total		102,501,380.30	1784332.00	7264516.75	0.00	111550229.02	12331914.00	427519.00	12759433.00	98790796.05

For BHAGWAN PARSHURAM INSTITUTE OF TECHNOLOGY




GENERAL SECRETARY


TREASURER

BHAGWAN PARSHURAM INSTITUTE OF TECHNOLOGY

PSP AREA NO - 4, SECTOR 17, ROHINI, DELHI - 110089

CURRENT ASSETS AS ON 31-03-2022

ANNEXURE- III

31.03.2021	PARTICULARS		31.03.2022
	FDRS		
131,650,640.00	INDIAN BANK	168,000,000.00	
21,331,341.00	KARNATAKA BANK LTD.	42,528,985.00	
3,541,964.00	INDIAN BANK FDR JOINTLY WITH AICTE	-	210,528,985.00
	ACCRUED INTEREST		
3,496,743.00	FDR INDIAN BANK	3,981,863.00	
137,394.00	INDIAN BANK FDR JOINTLY WITH AICTE	-	
691,120.00	FDR KARNATKA BANK LTD.	1,088,231.00	5,070,094.00
	SECURITY DEPOSITS		
8,000.00	---DA CYLINDER (JAI MAA LAXMI GASES)	8,000.00	
160,908.00	---SECURITY DEPOSIT IGL	160,908.00	
694,500.00	---TPDDL	694,500.00	863,408.00
	ADVANCES TO SUPPLIERS		
276,230.00	Sunder Lal Kishan Chand Rathi	-	
10,500.00	GG Books & Periodicals	-	
173,770.00	Sunder Lal Rathi Saraf	-	
11,000.00	Abhinav Tyagi	-	
1,000.00	Assured Advertising & Media Pvt Ltd.	1,000.00	
-	Rajinder	70,000.00	
787.00	Sunfiniti Enterprises	-	71,000.00
	ADVANCES TO STAFF/STUDENTS		
-	Aditya Sharma_Advance Salary	35,000.00	
-	Amit Kumar_Advance Salary	15,000.00	
-	Gaytri Devi_Advance Salary	9,000.00	
-	Kashish Sharma_Advance Salary	15,000.00	
-	Mayank Sharma_Advance Salary	35,000.00	
8,775.00	Risheek Kumar Imprest	-	
-	Suresh Chand Sharma	20,000.00	
-	Santosh Kumar_Advance Salary	30,000.00	159,000.00
827,401.00	CASH-IN-HAND		1,368,732.00
	BANK ACCOUNTS		
2,193,795.19	---INDIAN BANK (740014782)	6,076,916.56	
3,482,577.00	---INDIAN BANK (6047073834)	1,595,577.00	
106,319.00	---INDIAN BANK (6033887386)	109,436.00	
-	---INDIAN BANK (941192974)	-	
326,139.41	---INDIAN BANK (6007660615)	175,281.20	
126,081.87	---INDIAN BANK (6115817929)	143,307.87	
120,052.00	---INDIAN BANK STUDENT WELFARE A/C SB 6542850527	441,174.85	
3,266,120.00	---KARNATAKA BANK LTD (5492500100309001)	1,616,093.00	10,157,786.48
	OTHERS RECEIVABLES		
2,027,717.00	PRE-PAID EXPENSES		3,649,478.00
53,549.00	RENT & OTHERS RECEIVABLE (MOTHER DAIRY)		53,549.00
124,014.11	Atom Payment Gateway		
4,385,112.00	Deferred Revenue Expenditure		3,288,834.00
-	Prime Minister's Special Scholarship Scheme		1,737,600.00
56,658.00	ELECTRICITY CHARGES RECEIVABLE		99,554.00
3,775,068.00	TUITION FEE RECEIVABLE FROM STUDENTS		4,425,108.00
183,065,275.58	Grand Total		241,473,128.48

For BHAGWAN PARSHURAM INSTITUTE OF TECHNOLOGY

GENERAL SECRETARY


TREASURER


BHAGWAN PARSHURAM INSTITUTE OF TECHNOLOGY
PSP AREA NO - 4 , SECTOR - 17, ROHINI, DELHI - 110089

RECEIPTS
01-04-2021 TO 31-03-2022

ANNEXURE- IV				31.03.2022
31.03.2021	PARTICULARS			
159,191,966	TUITION FEE RECEIPTS		184,017,267	
3,294,400	FEE RECEIPT ENHANCE FEES AS PER HIGH COURT ORDER		1,360,800	185,378,067
	INTEREST			
	INTEREST (FDRs)			
5,219,951	--- INDIAN BANK FDRs	6,833,473		
1,289,904	--- KARNATAKA BANK FDRs	1,771,950	8,605,423	
	INTEREST (OTHERS)			
53,824	--- TPDDL (ON SECURITY DEPOSIT)		48,615	8,654,038
	INTEREST (S/B A/C)			
333,431	--- INDIAN BANK (S/B A/C)		532,592	
166,346	--- KARNATAKA BANK (S/B A/C)		96,913	629,505
	OTHER RECEIPTS			
11,005,000	--- ACTIVITY & MISC. CHARGES RECEIVED FROM STUDENTS		12,406,000	
47,305	--- FINE FROM STUDENTS		82,280	
62,120	--- RECOVERY FROM STUDENTS MIGRATING COLLEGE		22,400	
110,600	--- ALUMNI FEE		303,413	
285,000	--- STUDENTS TRAINING FEE			
657,500	--- SECURITY DEPOSIT BOOK BANK (NON-REFUNDABLE)		905,000	
5,443,984	--- DISCOUNT/BALANCE WRITTEN BACK (NO LONGER REQUIRED)		10,287	
1,141,888	--- MISC RECEIPT		355,503	14,084,883
	Grand Total			208,746,493

For BHAGWAN PARSHURAM INSTITUTE OF TECHNOLOGY


 GENERAL SECRETARY


 TREASURER



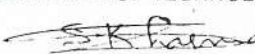
BHAGWAN PARSHURAM INSTITUTE OF TECHNOLOGY
PSP AREA NO - 4, SECTOR 17, ROHINI, DELHI -110089
ADMINISTRATIVE EXPENSES AS ON 31.03.2022

ANNEXURE- V

31.03.2021	PARTICULARS	31.03.2022
	<u>Bank & Online Fee Collection Charges</u>	
16,095.28	Bank Charges	17,348.55
213,834.62	Online Payment Gateway Charges	301,304.65
		318,653.20
	<u>Courier & Postage Expenses</u>	
10,288.00	Courier Charges	11,066.00
3,185.00	Postage Expenses	2,099.00
		13,165.00
4,077,328.00	Festival Expenses	2,566,958.00
23,675.00	Misc. Expenses	44,837.47
	<u>Printing / Stationary / H/w - S/w</u>	
206,357.00	Computer Running Expenses (Administration)	367,237.50
70,531.00	Photostat Expenses	43,240.00
134,122.00	Printing & Stationery	122,603.00
		533,080.50
	<u>Repairs & Maint. Expenses (Admn. & Gen)</u>	
658,970.00	Gardening Expenses	496,590.00
105,398.00	Generator Expenses	153,940.00
2,439,236.00	House Keeping Expenses	2,620,670.00
	Repair & Maintenance (Telephone & Fax Etc)	1,298.00
44,699.00	Repair & Maintenance (R.O. Pump)	78,421.00
1,125,333.00	Repair & Maintenance (Electricals)	1,078,216.00
14,919.00	Repair & Maintenance (Misc/General)	38,354.00
6,950,368.03	Repair & maintenance (Main Building)	4,616,359.00
9,422.00	Repair & Maintenance (Library software)	9,440.00
939.00	Repair & Maintenance (Office Premises)	42,948.00
254,476.00	Repair & Maintenance (Furniture & Fixture)	299,924.00
		9,436,160.00
867,814.00	Telephones, Mobiles, Fax Etc Expenses	856,927.36
171,713.00	Advertisement & Publicity	585,321.00
236,000.00	Audit Fee	295,000.00
90,249.00	Car Expenses	157,288.00
91,693.00	Conveyance Expenses	93,650.00
3,305,933.00	Covid-19 Precaution Expenses	500.00
165,450.00	Debit Balance W/off (No Longer Required)	72,800.00
	Fire Protection Expenses	43,690.00
58,013.00	Insurance (Motor Car)	23,089.00
57,820.00	Insurance Building (Fire & Burglary)	56,984.00
5,426.00	Interest on TDS	7,972.00
535,860.00	Ground Rent (DDA)	535,860.00
30,886.00	Meeting expenses	6,375.00
316,730.00	Professional & Consultancy	355,850.00
785,116.00	Property Tax	2,068,081.00
1,485,401.00	Security Service Charges	1,472,297.00
24,563,279.93		19,544,538.53

For BHAGWAN PARSHURAM INSTITUTE OF TECHNOLOGY


GENERAL SECRETARY


TREASURER



BHAGWAN PARSHURAM INSTITUTE OF TECHNOLOGY

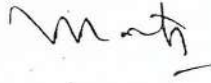
PSP AREA NO - 4, SECTOR 17, ROHINI, DELHI - 110089

EMPLOYEE'S COST AS ON 31.03.2022

ANNEXURE- VI

<u>31.03.2021</u>	<u>PARTICULARS</u>	<u>31.03.2022</u>
618,646.00	EPF (Employer's Share)	667,742.00
317,056.00	ESI (Employer's Share)	278,847.00
53,500.00	Guest Faculty Expenses	331,800.00
16,598.00	Employee's Accidental Insurance	15,879.00
248,691.00	Employee's Group Medical Insurance	635,377.00
839.00	Leave Encashment	219,769.00
86,937,692.00	Salaries	110,574,170.00
207,295.99	Staff welfare Expenses	595,233.48
<u>88,400,317.99</u>		<u>113,318,817.48</u>

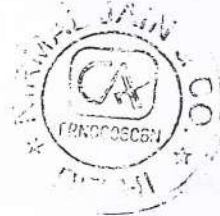
For BHAGWAN PARSHURAM INSTITUTE OF TECHNOLOGY



GENERAL SECRETARY



TREASURER



BHAGWAN PARSHURAM INSTITUTE OF TECHNOLOGY

PSP AREANO 4, SECTOR 17, ROHINI, DELHI - 110089

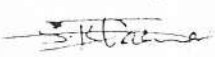
OPERATING EXPENSES AS ON 31.03.2022

ANNEXURE- VII

31.03.2021	PARTICULARS		31.03.2022
	<u>News Paper & Periodicals</u>		
156,904.00	Fees & Subscriptions	233,369.00	
10,248.00	News Paper, Books & Periodicals Expenses	3,201.00	236,570.00
-	Sports Expenses		45,466.00
	<u>Student welfare Expenses</u>		
	<u>Corona/Elegunce Function</u>		
9,000.00	Corona Expense		
70,290.00	Annual College Fest/ Anugunj		
456,500.00	Student Welfare Expenses	130,628.00	
1,910,540.00	Student Training Expenses	1,577,830.00	1,708,458.00
1,884,614.00	EXAM FEES RECD (Expenses)	582,385.00	
(1,472,085.00)	EXAM FEES RECD (Received)	(337,750.00)	244,635.00
2,487,000.00	Affiliation/Continuation/Processing Fee/Accreditation charges		1,285,500.00
23,600.00	Alumni Meet		15,712.00
83,025.00	Library Book Binding Charges		
-	Industrial Visit-Bus/Taxi Hire Charges		10,015.00
619,070.00	Computer Running & Maint (Operational for Labs)		1,101,712.50
3,010,794.00	Electricity Expenses		3,751,042.00
575,000.00	Financial Assistance to Students		40,000.00
2,600,940.00	Fee Concession to students		2,631,605.00
11,490.00	Inspection Charges		
68,334.00	Insurance Students (GPA)		70,603.00
46,154.00	Laboratory Expenses (Misc)		37,621.00
875,599.00	Research & Development Exp.		
-	Staff Training & Development		5,900.00
142,321.00	Student Placement Expenses		267,394.00
996,580.00	Seminar / Workshop Expenses		1,206,035.00
<u>14,565,918.00</u>			<u>12,658,268.50</u>

For BHAGWAN PARSHURAM INSTITUTE OF TECHNOLOGY


GENERAL SECRETARY


TREASURER



PSP Area NO. 4, Sector 17, Rohini, Delhi - 110089
 Details of Fixed Assets & Depreciation w/off as on 31-03-2022

Sr. No.	Name of the Asset	Rate of Depreciation	WDV As On 01-04-21	Addition		Sale during the year	Total (Assets)	Depreciation		Total (Depreciation)	WDV As On 31-03-22
				Before 180 Days	After 180 Days			Upto First Half	Second Half		
1	Building	10%	39662093.68		2103425.00	0.00	41765518.68	3966209.00	105171.00	4071380.00	37694138.68
2	Furniture & Fixture & Fans	10%	41670242.19	72900.00	2589373.00	0.00	44332515.19	4174314.00	129469.00	4303783.00	40028732.19
3	Air Conditioners	15%	1756390.31	216599.00		0.00	1972989.31	295948.00	0.00	295948.00	1677041.31
4	Alarm Panel	15%	2953.57			0.00	2953.57	443.00	0.00	443.00	2510.57
5	Attendance Machine	15%	33449.35		37760.00	0.00	71209.35	5017.00	2832.00	7849.00	63360.35
6	Car (Innova)	15%	1371543.00			0.00	1371543.00	205731.00	0.00	205731.00	1165812.00
7	Coffee Machine	15%	1336.02			0.00	1336.02	200.00	0.00	200.00	1136.02
8	Cooler	15%	39813.62			0.00	39813.62	5972.00	0.00	5972.00	33841.62
9	CCTV Camera	15%	607647.00	193788.00		0.00	801435.00	120215.00	0.00	120215.00	681220.00
10	Cycle Rickshaw	15%	11509.73			0.00	11509.73	1726.00	0.00	1726.00	9783.73
11	D G Set	15%	408138.75			0.00	408138.75	61221.00	0.00	61221.00	346917.75
12	Electical Equipments	15%	2297800.32		24864.00	0.00	2322664.32	344670.00	1865.00	346535.00	1976129.32
13	EPABX Machine	15%	11274.28			0.00	11274.28	1691.00	0.00	1691.00	9583.28
14	Fire Fighting Equipments	15%	619582.08			0.00	619582.08	92937.00	0.00	92937.00	526645.08
15	Lab Equipments	15%	1926403.22		224082.00	0.00	2150485.22	288960.00	16806.00	305766.00	1844719.22
16	Lift	15%	1800670.12			0.00	1800670.12	270101.00	0.00	270101.00	1530569.12
17	Library Books	15%	5069878.95	1192746.00	2215358.75	0.00	8477983.70	939394.00	166152.00	1105546.00	7372437.70
18	Library Repository	15%	0.00	3279.00	69654.00	0.00	72933.00	492.00	5224.00	5716.00	67217.00
19	Mobile Phones	15%	74332.86			0.00	74332.86	11150.00	0.00	11150.00	63182.86
20	Net Connects	15%	1110.35			0.00	1110.35	167.00	0.00	167.00	943.35
21	Phone Set	15%	10061.57			0.00	10061.57	1509.00	0.00	1509.00	8552.57
22	Photocopy Machine	15%	8967.99			0.00	8967.99	1345.00	0.00	1845.00	7622.99
23	Projectors	15%	963067.26	43520.00		0.00	1006587.26	150988.00	0.00	150988.00	855599.26
24	R.O. Pump & Water Cooler	15%	420063.34			0.00	420063.34	63010.00	0.00	63010.00	357053.34
25	Speaker	15%	140428.20			0.00	140428.20	21064.00	0.00	21064.00	119364.20
26	SPORTS Equipment	15%	413689.00			0.00	413689.00	62053.00	0.00	62053.00	351636.00
27	Television	15%	179414.07			0.00	179414.07	26912.00	0.00	26912.00	152502.07
28	Washing Machine	15%	18824.69			0.00	18824.69	2824.00	0.00	2824.00	16000.69
29	Weighing Machine	15%	2474.97			0.00	2474.97	371.00	0.00	371.00	2103.97
30	Wheelchair	15%	2441.75			0.00	2441.75	366.00	0.00	366.00	2075.75
31	Computers	40%	1819719.02	61500.00		0.00	1881219.02	752488.00	0.00	752488.00	1128731.02
32	Software- Tally EPR 9	40%	1814.00			0.00	1814.00	726.00	0.00	726.00	1088.00
33	Library E Journal	40%	223054.00			0.00	223054.00	89222.00	0.00	89222.00	133832.00
34	Software- E Learning	40%	2074.00			0.00	2074.00	830.00	0.00	830.00	1244.00
35	Software Development	40%	46596.00			0.00	46596.00	18638.00	0.00	18638.00	27958.00
36	WEBSITE	40%	882458.00			0.00	882458.00	352983.00	0.00	352983.00	529475.00
37	Library Management Software	40%	63.03			0.00	63.03	26.00	0.00	26.00	37.03
	Total		102501380.30	1784332.00	7264516.75	0.00	111550229.05	12331913.00	427519.00	12759432.00	98790797.05



for BHAGWAN PARSHURAM INSTITUTE OF TECHNOLOGY


 GENERAL SECRETARY


 TREASURER